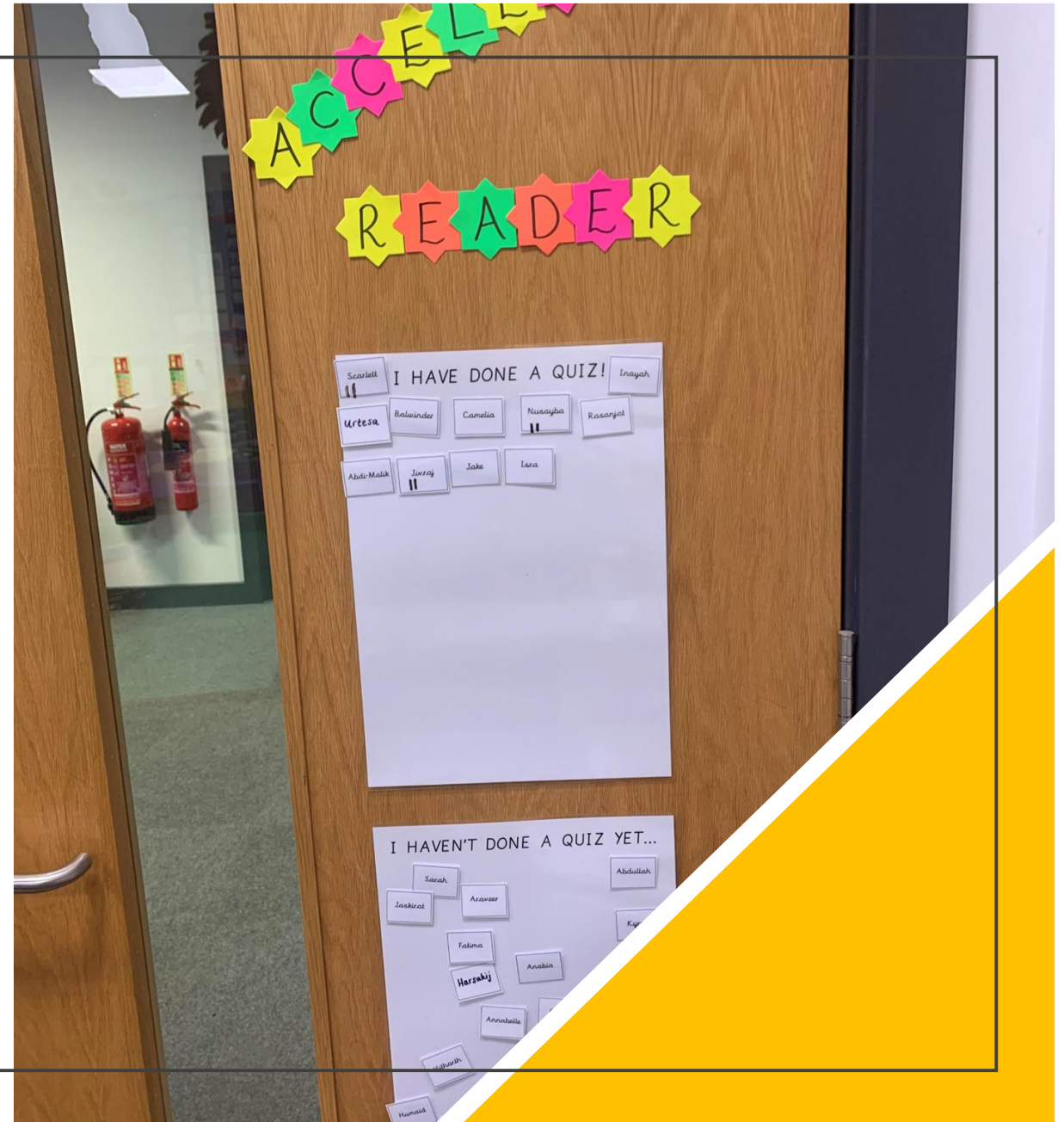


Accelerated Reader Training

Parents Workshop 9/03/2020





Why

- Purpose
 - To develop our pupils reading confidence, accuracy, comprehension and independence



How it works...

- Last week every pupil took a **Star Test**, which is a computer-based test that measures a student's reading ability through a series of 34 questions.
- Every test for every student is different, and the computer selects different questions for each student dependent on how well they answer the previous questions. Essentially, the computer adapts the test to suit your son or daughter.
- Once the student has completed the test, they are then given a **ZPD score** by their teacher.



How STAR tests work

- The pupils must take their time. It is recommended that each child should spend at least 20 minutes on their tests.
- Pupils should not guess answers to questions. Instead, they should wait for the question to time out. This is to ensure the computer is not given a false impression of the pupil's reading ability.

STAR Tests

Fill-in-the-blank questions have a sentence with a word missing. There will also be a list of three or four words that could fit in the blank. Your job is to choose the word that best completes the sentence.

The sky is _____.

- 1 blue
- 2 dog
- 3 down

Web browser

Short-answer questions have a text passage at the top, followed by a question about the passage. There will be a list of three or four possible answers. Your job is to choose the best answer to the question.

12/34 Kenneth Duken Show Test

Leslie curled up in a chair on the porch. She closed her eyes and tuned into her surroundings. She smiled at the familiar sounds of her neighbour rustling his newspaper and the floorboards creaking beneath his rocker. She laughed as the neighbourhood boys raced by on their bicycles. The rat-a-tat-tat of the cards pinned to the spokes of their wheels added a treat to the music of the street.


How does the author's use of sensory detail affect the story?

- 1 The sounds help the reader imagine the neighbourhood.
- 2 The music is too loud and bothers Leslie.
- 3 The creaking noises give it a mysterious mood.

ZPD



Reading Age



ZPD	Reading Age
1.3 - 2.3	6:04
3.4 - 5.1	10:01
4.1 - 6.3	11:02
2.8 - 4.1	9:01
4.0 - 6.1	11:00
2.9 - 4.3	9:03
4.0 - 6.2	11:00
2.0 - 3.0	7:03
2.8 - 4.1	9:02
3.0 - 4.6	9:05
2.1 - 3.1	7:05
3.1 - 4.8	9:06
1.1 - 2.1	6:03
3.1 - 4.8	9:06
3.5 - 5.5	10:02
4.0 - 6.2	11:01
1.8 - 2.8	7:02
4.1 - 6.3	11:02
2.2 - 3.2	7:11
3.2 - 5.0	9:09
3.2 - 5.1	9:09
2.9 - 4.2	9:02
2.1 - 3.1	7:07
3.3 - 5.2	9:10
4.6 - 8.5	13:05
2.2 - 3.2	7:09
3.3 - 5.2	9:10

A ZPD score is given to your child after completing the STAR test

3.2 – 4.6

← Lowest number

← Highest number

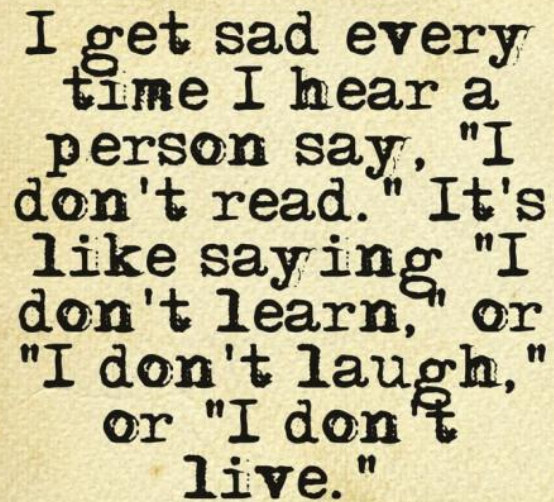
ZPD is two numbers that the pupil uses to choose their next reading book.

The lowest number is the lowest level of book the child should be choosing.

The highest number is the highest level of book the pupil should be choosing.

Pupils keep a record of all their ZPDs in their reading records.

A new STAR test takes place every half term, so pupils can see improvements in their reading ability, but also choose more challenging books.



I get sad every
time I hear a
person say, "I
don't read." It's
like saying "I
don't learn," or
"I don't laugh,"
or "I don't
live."

Next Steps

1 Choose a book within your ZPD

- Check that it is in your ZPD range
- Look at the cover
- Read the blurb
- Look for authors you like
- Read the introduction
- Read the first page



2 Read your book

- Read for 25 minutes everyday
- Record what you're reading in your reading log



3 Search for the quiz

- Go to your Renaissance Place and **select** Accelerated Reader, type in the book's quiz number and click **Search**
- You can find the quiz number on the **AR label**
- **Select** how you read this book
- Click **Start Quiz**




4 Take the quiz

- You will have 3, 5, 10 or 20 questions to answer
- Read the question and all four answers
- Ask a teacher to explain a question you don't understand.
- There are no time limits
- Click on the stars to rate the book
- Check your TOPS result



Look at your TOPS Report



100% score

This book was comfortable for you, perhaps try a book higher up in your ZPD range next time

90% score

This book was perfect for you. Perhaps try one or two book levels higher or longer next time.

80% score

This book was a little difficult for you. Perhaps choose one or two book levels lower next time.

70% score

This book was quite challenging for you. Perhaps try a book at the beginning of your ZPD range

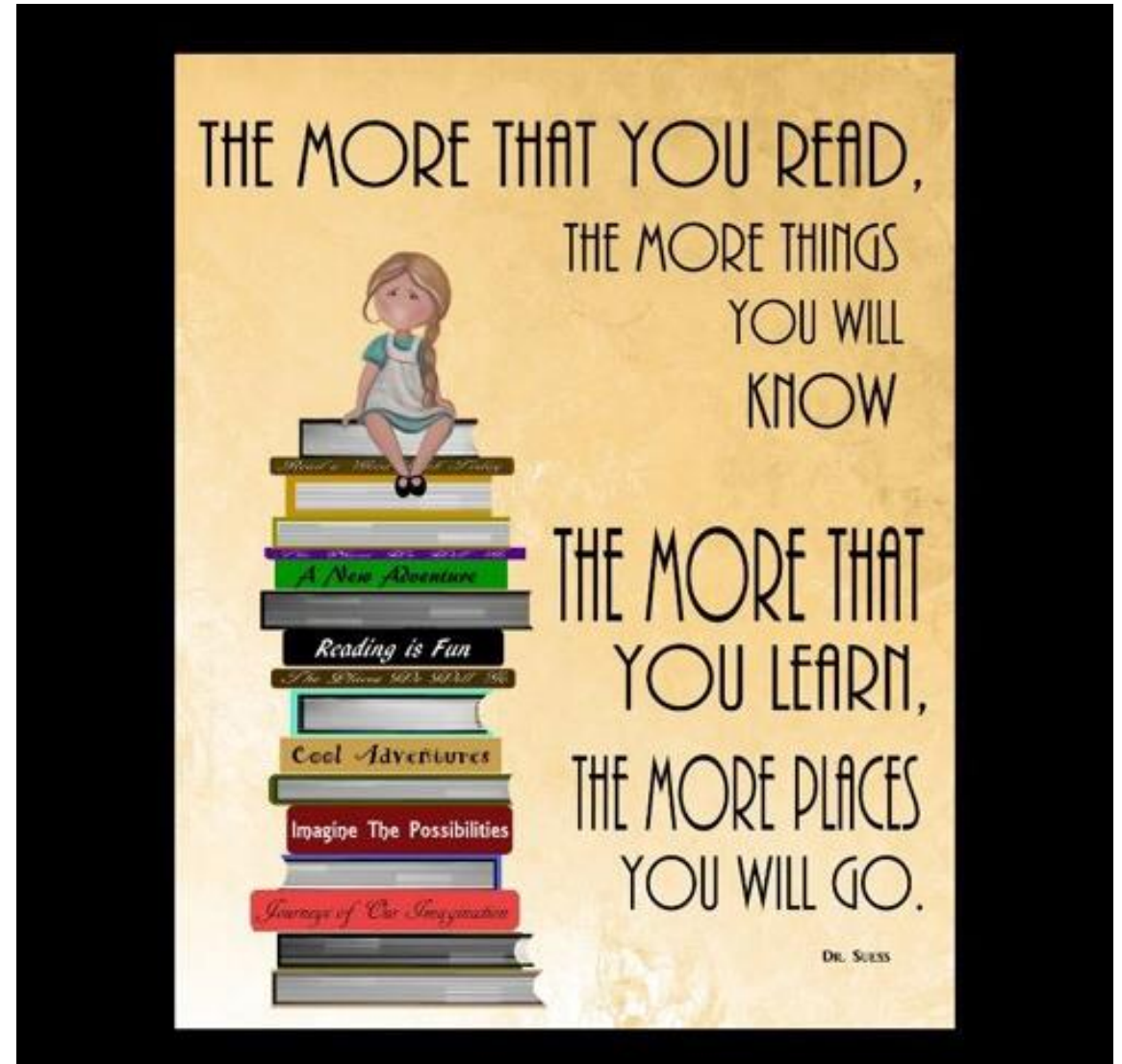
60% or below

This book was too challenging. Perhaps try a book at the beginning of your ZPD or speak to your teacher for help.



AR Quizzes

- A quiz is different to a STAR test because students only take a quiz **after** they have *finished* a book.
- There are usually about 10 questions on the book that has been read. At the end of the quiz the students are given a percentage to show them how well they have done.
- There are some important rules for taking quizzes:
 - Once a child has completed a book they quiz straight away at school. AR is not a memory test but rather measuring reading ability.
 - A student cannot take a quiz until they have read the entire text.
 - Quizzes must be done individually, teachers are there to encourage pupils.





“How much should my child read each day?”

- According to Renaissance Learning’s research, children who read **at least 20 minutes a day** with a 90% comprehension rate on AR quizzes see the greatest gains
- Therefore, your child should have at least 20 minutes set aside for reading during day.
- Please use bug club, class reads and reading books to support with this.



“How can I help?”



- As with anything, performance improves with practice.
- Encourage your child to read at home.
- Create a culture of reading in your household by reading with your child, use of bug club, class reading books, starting a home library, visiting your local library, charity shop or bookshop on a regular basis and by letting your child see you reading.
- When reading with your child stop and ask questions to be sure your child comprehends what they have read and in general make a habit of discussing books that each of you has read.

ARBookFind.co.uk

- You can use ARBookFind.co.uk to check whether a book is on Accelerated Reader.





Links to KS2 SATS

Helpful resources

<https://help.renlearn.co.uk/AR/ARParentGuide>

<https://www.arbookfind.co.uk/UserType.aspx?RedirectURL=%2fdefault.aspx>

