



# Lake Farm Park *Parent Information*

## *Phonics Screening*

Miss Carlisle

Who is Read Write Inc.  
Phonics for?

# Read Write Inc. Phonics

---

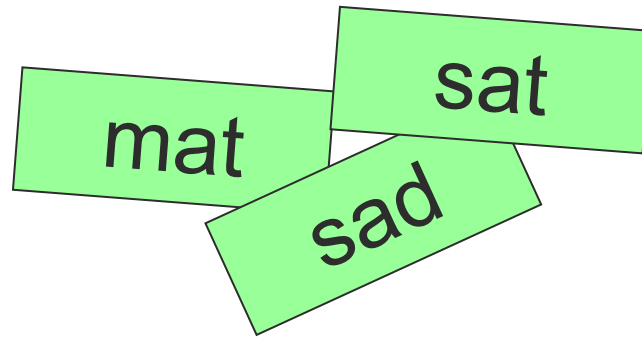
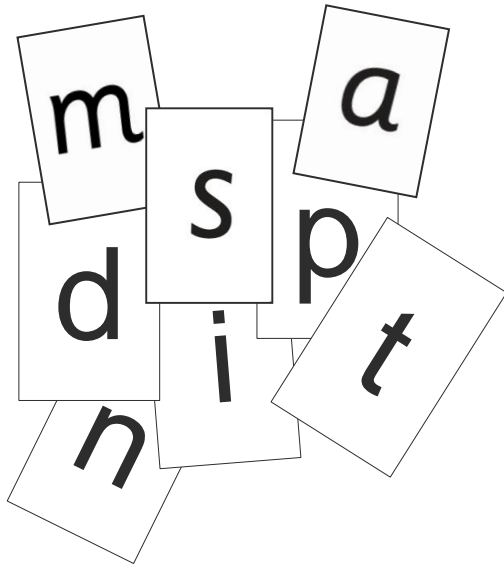
- Nursery – Yr1, Yr2 (KS1)
- Older children who need to ‘catch-up’
- Children new to English

## By stage not age

Teaching & learning focuses on what children already know and what they need to learn next in order to make the best possible progress

What is Read Write  
Inc. Phonics?

# Systematic approach



# Fred Talk

---



- This is Fred.
- He can only speak in sounds – Fred Talk
- He helps children sound out words so they can read and spell.

What is systematic  
phonics?

# Phonics

---

The English language is very complex.

Phonics is method of teaching reading through the identification of sounds and graphemes

**Sounds** – words are made up of sounds

mat

**Graphemes** – another name for letter we use to write the sounds

We teach phonics so that your child will have the tools to read any word.



# English alphabetic code

---

- 44 sounds using - only 26 letters in the alphabet
- Over 150+ graphemes
- One of the most complex alphabetic codes in the world.
- Simple alphabetic code easy to learn  
German, Italian, Finnish, Spanish, Polish,  
Greek and Welsh children



# Complex Speed Sounds chart

## Complex Speed Sounds chart

*Consonants: stretchy*

f	l	m	n	r	s	v	z	sh	th	ng
ff	ll	mm	nn	rr	ss	ve	zz	ti		nk
ph	le	mb	kn	wr	se		s	ci		
					c					
					ce					

*Consonants: bouncy*

b	c	d	g	h	j	p	qu	t	w	x	y	ch
bb	k	dd	gg		g	pp		tt	wh			tch
	ck				ge							
	ch											

*Vowels*

a	e	i	o	u	ay	ee	igh	ow
	ea				ā-e	y	ī-e	ō-e
					ai	ea	ie	oa
						e	i	o

oo	oo	ar	or	air	ir	ou	oy	ire	ear	ure
ū-e			oor	are	ur	ow	oi			
ue			ore		er					
ew			aw							
			au							



Speed Sounds	Speed Sounds to Review	Progression of Storybooks
<b>Teach Set 1 &amp; Blending</b>  m, a, s, d, t i, n, p, g, o c, k, u, b f, e, l, h, sh r, j, v, y, w th, z, ch, qu x, ng, nk		Blending with magnetic sound cards
<b>Focus on Special Friends</b> sh, th, ch, qu, ng, nk	Set 1 & Blending	Red Ditty Books (1-10) Ditty Photocopy Masters
<b>Teach Set 2</b>  ay eigh ow oo oo  ar or air ir ou oy	Set 1 & Blending	Green Storybooks (1-10) Purple Storybooks (1-10)
<b>Teach Letter Names</b>	Set 1 & 2	Pink Storybooks (1-10)
<b>Teach Set 3</b>  ea oi a-e i-e o-e u-e  aw are ur er ow ai  oa ew ire ear ure	Set 1 & 2	Orange Storybooks (1-10) Yellow Storybooks (1-10) Blue Storybooks (1-10) Grey Storybooks (1-10)

What sounds does my  
child need to know?














# Pure Sounds

---



# Set 1 Sounds

---

m 	a 	s 	d 	t 
i 	n 	p 	g 	o 
c 	k 	u 	b 	f 
e 	l 	h 	sh 	r 
j 	v 	y 	w 	th 
z 	ch 	qu 	x 	ng 

# Simple Speed Sounds

## Simple Speed Sounds chart

*Consonants: stretchy*

f	l	m	n	r	s	v	z	sh	th	ng
										nk

*Consonants: bouncy*

b	c	d	g	h	j	p	qu	t	w	x	y	ch
	k											

*Vowels: bouncy*

*Vowels: stretchy*

a	e	i	o	u	ay	ee	igh	ow
---	---	---	---	---	----	----	-----	----

*Vowels: stretchy*

oo	oo	ar	or	air	ir	ou	oy
----	----	----	----	-----	----	----	----

# Set 2 Sounds

ay




may I play?

ee



what can you see?

igh



fly high

ow



blow the snow

oo



poo at the zoo

oo



look at a book

ar



start the car

or



shut the door

air



that's not fair

ir



whirl and twirl

ou



shout it out

oy



toy for a boy



# Complex Speed Sounds chart

## Complex Speed Sounds chart

*Consonants: stretchy*

f	l	m	n	r	s	v	z	sh	th	ng
ff	ll	mm	nn	rr	ss	ve	zz	ti		nk
ph	le	mb	kn	wr	se		s	ci		
					c					
					ce					

*Consonants: bouncy*














b	c	d	g	h	j	p	qu	t	w	x	y	ch
bb	k	dd	gg		g	pp		tt	wh			tch
	ck				ge							
	ch											

*Vowels*

a	e	i	o	u	ay	ee	igh	ow
	ea				ā-e	y	ī-e	ō-e
					ai	ea	ie	oa
						e	i	o

oo	oo	ar	or	air	ir	ou	oy	ire	ear	ure
ū-e			oor	are	ur	ow	oi			
ue			ore		er					
ew			aw							
			au							

# Set 3 Sounds

<p>ea</p>  <p>cup of tea</p>	<p>oi</p>  <p>spoil the boy</p>			
<p>ā-e</p>  <p>make a cake</p>	<p>i-e</p>  <p>nice smile</p>	<p>ō-e</p>  <p>phone home</p>	<p>ū-e</p>  <p>huge brute</p>	<p>aw</p>  <p>yawn at dawn</p>
<p>are</p>  <p>care and share</p>	<p>ur</p>  <p>nurse with a purse</p>	<p>er</p>  <p>a better letter</p>	<p>ow</p>  <p>brown cow</p>	<p>ai</p>  <p>snail in the rain</p>
<p>oa</p>  <p>goat in a boat</p>	<p>ew</p>  <p>chew the stew</p>	<p>ire</p>  <p>fire, fire!</p>	<p>ear</p>  <p>hear with your ear</p>	<p>ure</p>  <p>sure it's pure</p>

# Split Diagraphs

Children often find split diagraphs more challenging to learn

‘Special friends’ who like to chat too much so they are split up



a-e    i-e    o-e    u-e    e-e



make a cake



nice smile



phone home



huge brute



go Pete and Steve!

# Additional Sounds

ue



come to the rescue!

ie



terrible tie!

au



Paul the astronaut

e-e



go Pête and Steve!

kn



knock knock, who's there?

ck



tick tock clock

wh



whisk, whisk

ph



take a photo

How can you help at home?

# Homework

---

## Phonics Pack

- Sound booklet
- RWI Storybook
- Spelling
- Handwriting



# Story Green Words

*Ask children to read the words first in Fred Talk and then say the word.*



Big Blob    hat    bun

*Ask children to read the root first and then the whole word with the suffix.*

grab → grabs    spot → spotty

# Speedy Green Words

Ask children to practise reading the words across the rows, down the columns and in and out of order clearly and quickly.




at	shop	stop
stop	chips	this
at	in	red
is	big	puts





# Red Words

*Ask children to practise reading the words across the rows, down the columns and in and out of order clearly and quickly.*



the	of	he
baby	no	to
I	go	be
you	your	are

What is the Phonics  
Screening Check?

# Phonics Screening Check

---

- Test administered in school to check how well each child is progressing in Phonics and ensures that children receive additional support promptly
- Test is divided into **two sections** which consists of **40 words** in total and it will assess phonics skills and knowledge learned through Reception and Year 1
- Test takes 5-10 minutes per child
- Practice tests have been completed each half term giving children the confidence to complete the test without anxiety

What is my child  
expected to do during  
the Screening Check?

# What will the children be expected to do


---

- The check is similar to tasks your child has already completed during phonics lessons throughout the year.

## Your child will need to:

- Spot special friends,
- Fred Talk (sound out),
- Read the word
  
- Your child may use dots and dashes during the check to support them in identifying the sounds within each word.


# Be Prepared for odd creatures!



Nonsense words (or 'pseudo words') will feature in the test to see whether children are able to **apply phonics rules** correctly.

For Example: **bim, tox, shom, pight, sloam, whape**

Words are accompanied by a picture of an imaginary creature, to suggest that the word is the name of the creature



Who is the Phonics  
Screening Check for?

# Phonics Screening Check

---

- All Pupils in Yr1 will complete the check
- Yr2 pupils who did not pass in Yr1 will complete the check will retake test
- The check will take place in a week in June
- It will be administered on a 1 to 1 basis
- You will be told what mark your child scored out of 40 after the test in a letter (**currently 32 to pass**)
- Scores will be reported to the Local Authority and government for national statistics.



Practice sheet: Real words

# Screening check: Answer sheet

First name	
Last name	

Screening check responses: Please tick the appropriate box for each word. The comment box is optional.

Section 1			
Word	Correct	Incorrect	Comment
tox			
bim			
vap			
ulf			
geck			
chom			
tord			
thazz			
blan			
steck			
hild			
quemp			
shin			
gang			
week			
chill			
grit			
start			
best			
hooks			

Section 2			
Word	Correct	Incorrect	Comment
voo			
jound			
terg			
fape			
snemp			
blurst			
spron			
stroft			
clay			
slide			
newt			
phone			
blank			
trains			
strap			
scribe			
rusty			
finger			
dentist			
starling			

Total correct	
---------------	--

in
----


at
----


beg
-----

sum
-----

Practice sheet: Pseudo words

ot	
----	---

vap	
-----	---

osk	
-----	--

ect	
-----	---

- [Watch Phonics Screening](#)

## How can you help?

---

Encourage your child to 'sound out' words when reading and writing.

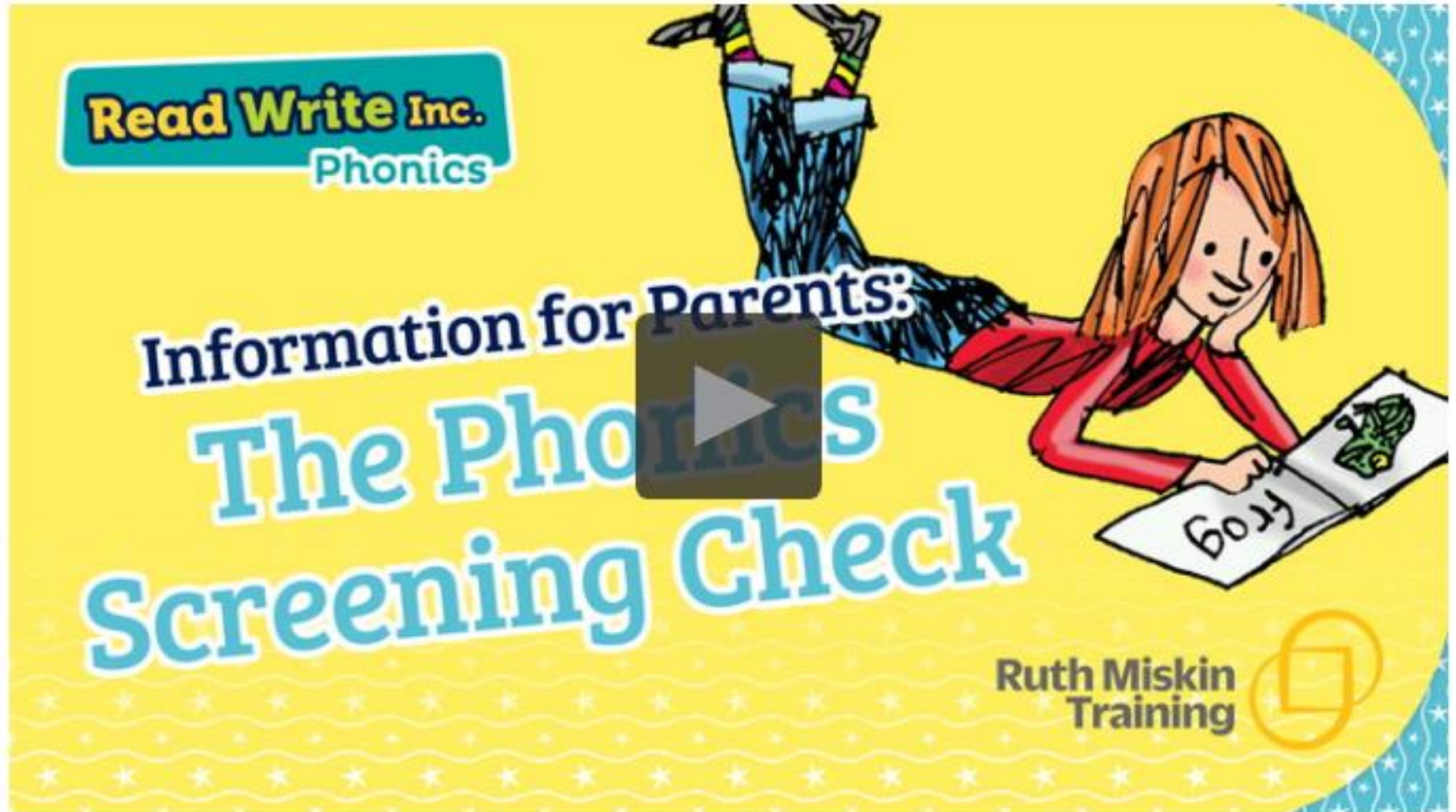
Focusing particularly on spotting 'special friends'

**Diagraph** – 2 letters making one sound snai

**Trigraphs** – 3 letters making one sound night

**Split digraphs** – 2 vowels with a consonant in between (magic 'e') spoke

# Phonics Screening Check Recap


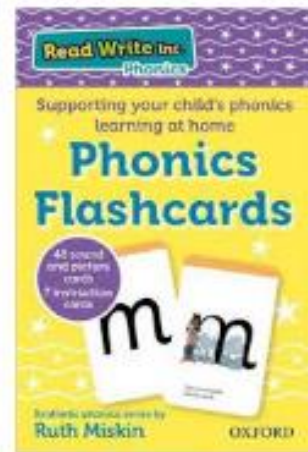


# Useful Resources to Purchase

Parent packs are designed to help you support your child at home

RWI flashcards are useful for revising the sounds your child has been taught at school and also great for making words to help your child with blending.


Click on each resource to purchase from Amazon



# Useful Online Resource

Go to [www.youtube.com](http://www.youtube.com)

Search for: **Geraldine Giraffe**



Geraldine  
the  
Giraffe

Christopher Thorne



Geraldine the Giraffe learns the /sh/ sound

Mr Thorne Network • 210K views • 5 years ago

Watch UK school teacher Mr Thorne and Youtube sensation Geraldine the Giraffe take you on a learning journey through the ...



Geraldine the Giraffe learns /ow/

Mr Thorne Network • 278K views • 5 years ago

Watch UK school teacher Mr Thorne and Youtube sensation Geraldine the Giraffe take you on a learning journey through the ...



Mr Thorne Does Phonics and Geraldine the Giraffe - Episode A1

Mr Thorne Network • 2K views • 1 month ago

Mr Thorne and Geraldine the Giraffe learn about the /ai/ spelling pattern. Watch UK school teacher Mr Thorne and Youtube ...



Geraldine the Giraffe learns /o-e/

Mr Thorne Network • 78K views • 5 years ago

Watch UK school teacher Mr Thorne and Youtube sensation Geraldine the Giraffe take you on a learning journey through the ...

## Additional resources available online

---

### **Ruth Miskin Parents' Page:**

<https://www.ruthmiskin.com/en/find-out-more/parents/>

# Any other questions

---

