

**Year 1-Year 2
Summer Transition
Activity Booklet
Mathematics**



**Lake Farm Park
Academy**

Name: _____

Instruction

The aim of this activity booklet is to develop key areas of Mathematics to support knowledge and confidence in preparation for Year 2. Each week there will be the following:

Timetable

Week	Mathematics Focus
1	Addition, subtraction and number sequences.
2	Place value, portioning and multiplication.
3	Division and money.
4	Fractions and time.
5	Measurement and shape.
6	Statistics.

Remember to bring your completed pack with you on your first day in Year 2!

Week 1

Can you solve these addition problems?

$15 + \underline{\quad} = 20$	$11 + \underline{\quad} = 20$
$1 + 5 + 2 =$	$4 + 2 + 5 =$
$33 + 11 =$	$12 + 23 =$

Can you solve these subtraction problems?

$20 - \underline{\quad} = 12$	$20 - \underline{\quad} = 15$
$10 - 3 - 2 =$	$15 - 5 - 1 =$
$29 - 10 =$	$35 - 15 =$

Can you solve these word problems?

1. Lucy has 28 sweets and gives 15 sweets away to James. How many sweets does she have left?




2. Anna buys a banana for 21p and an apple for 17p. How much does she spend all together?



3. Gary is 24, his sister Jane is 16 years younger. How old is Jane?



4. Chocolate bars used to cost 56p. The cost has been cut by 25p. How much does chocolate now cost?



Week 1

Complete the sequences.



Week 2

For each of these numbers, can you identify the place value?

Example:

13 =	<u>Tens</u> 1	<u>Units</u> 3
-------------	-------------------------	--------------------------

Your turn:
















16 =	<u>Tens</u>	<u>Units</u>
-------------	-------------	--------------

20 =	<u>Tens</u>	<u>Units</u>
-------------	-------------	--------------

9 =	<u>Tens</u>	<u>Units</u>
------------	-------------	--------------

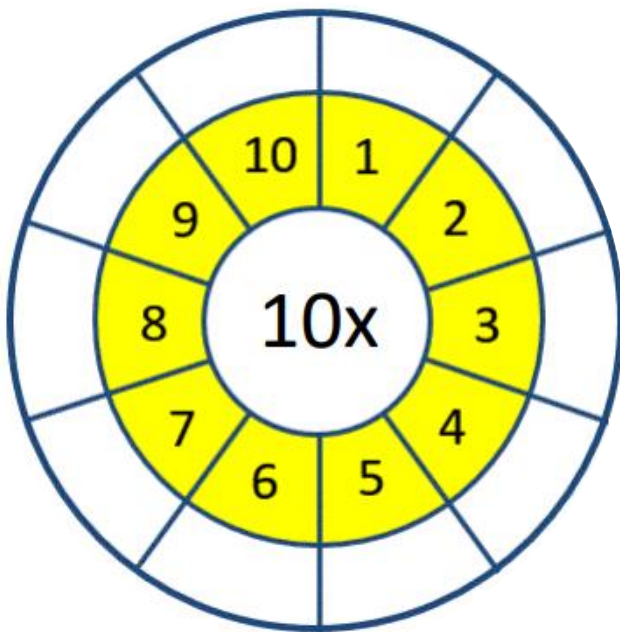
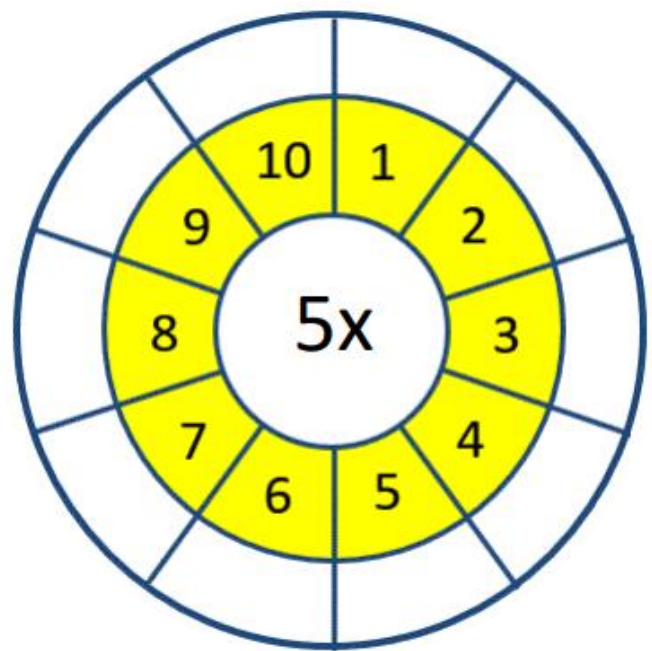
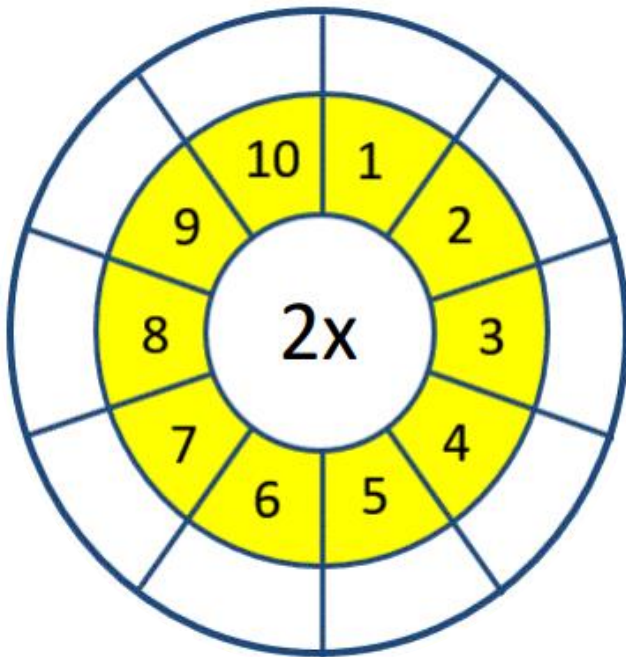
18 =	<u>Tens</u>	<u>Units</u>
-------------	-------------	--------------

Partition these numbers. The first one has been done for you.

1.  =  + 
2.  =  + 
3.  =  + 
4.  =  + 
5.  =  + 

Week 2

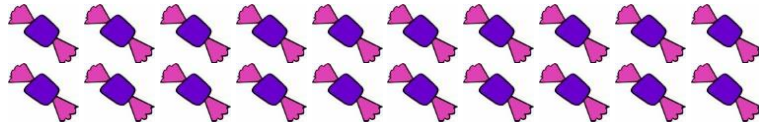
Complete these multiplication facts.



Week 3

Divide these Sweets into 5 equal groups:

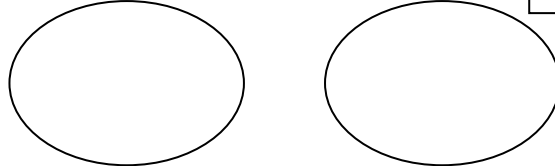
$20 \div 5 =$



Divide these bananas into 2 equal groups:



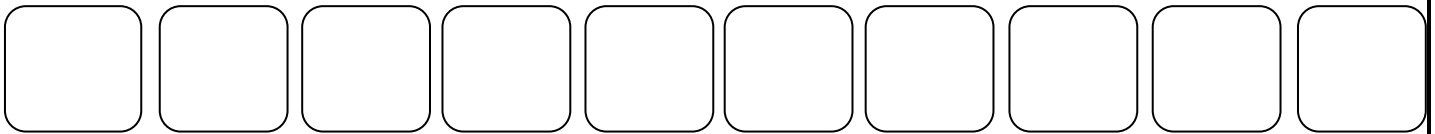
$12 \div 2 =$



Divide these cakes into 10 equal groups:



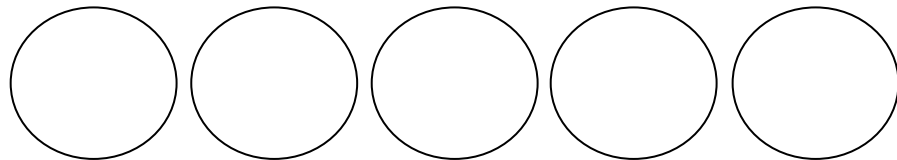
$20 \div 10 =$



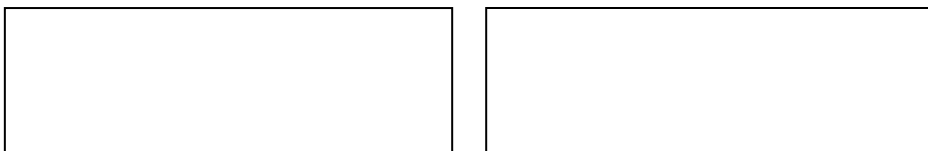

Divide these cherries into 5 equal groups:



$5 \div 5 =$



Divide these sandwiches into 2 equal groups:



$16 \div 2 =$

Week 3

Complete these money problems.

Adam makes a call from a telephone box.
He uses these five coins to make the call.



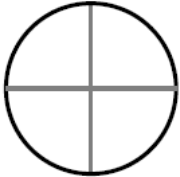
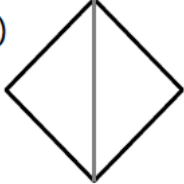
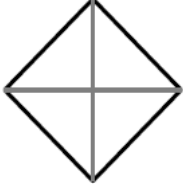

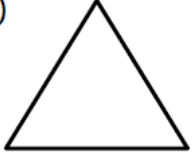



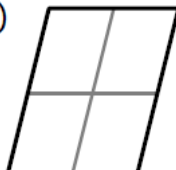
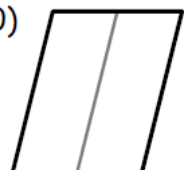
How much money has he got left from the £1?

Gracie has £1.00 She buys two lollipops costing 25p each and a drink for 29p. How much money does she have left?


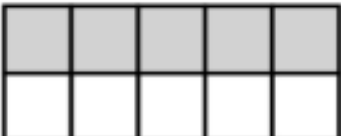
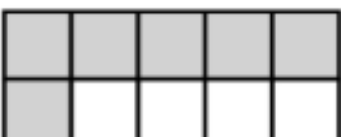




Week 4

Shade in the fraction written underneath each shape.


- 1)  $\frac{1}{4}$
- 2)  $\frac{1}{2}$
- 3)  $\frac{2}{4}$
- 4)  $\frac{3}{4}$
- 5)  $\frac{1}{1}$
- 6)  Three quarters
- 7)  A whole
- 8)  One quarter
- 9)  Two quarters
- 10)  A half

What fraction is shaded in?


Model	Fraction
	$\frac{2}{10}$
	
	
	
	

Week 4


Draw the hands on the clock to show the time.




5 : 15




12 : 00




7 : 45



6 : 15




2 : 10



10 : 35



8 : 55



4 : 05

Can you solve these time problems?

Bart leaves for football at 10 o'clock.

It takes him half an hour to walk there.

What time does he get there?

Draw the time on the clock.



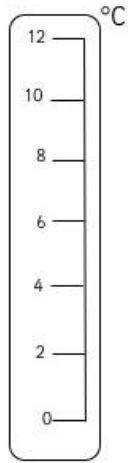
Laura goes swimming at 9 o'clock. She swims for 2 hours. What time does Laura get out of the pool?

Draw the time on the clock.

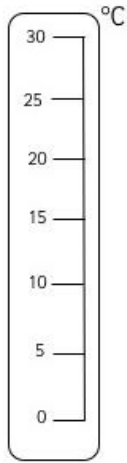


Week 5

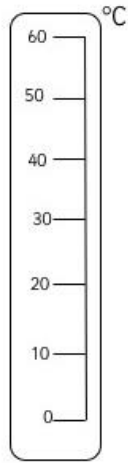
Can you draw the temperature shown on each thermometer?



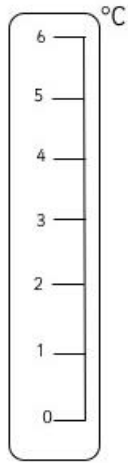
6°



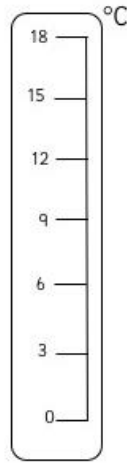
15°



30°

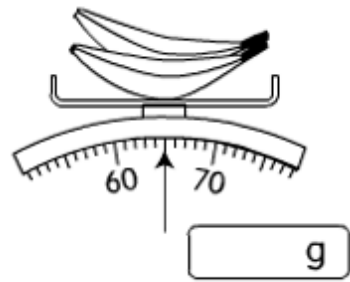
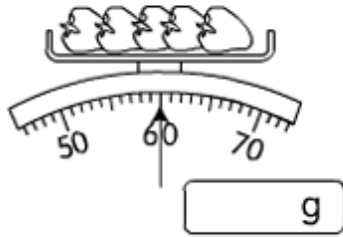
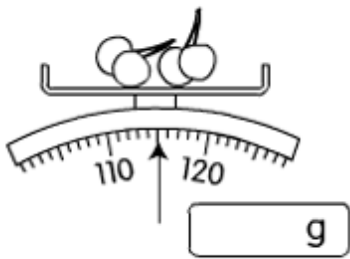


1°



3°

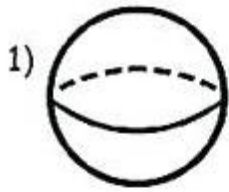
Can you measure the weight of the fruit?

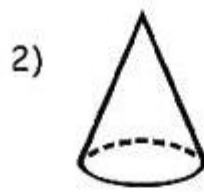


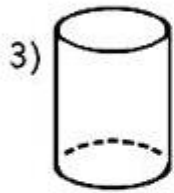
Can you record how much water is in each jug?

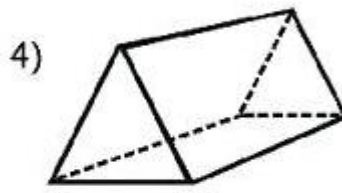
Week 5

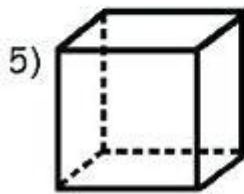
Label the shape names using the names from the box below.

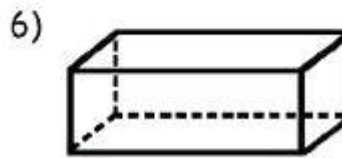












cylinder

cuboid

cone








sphere

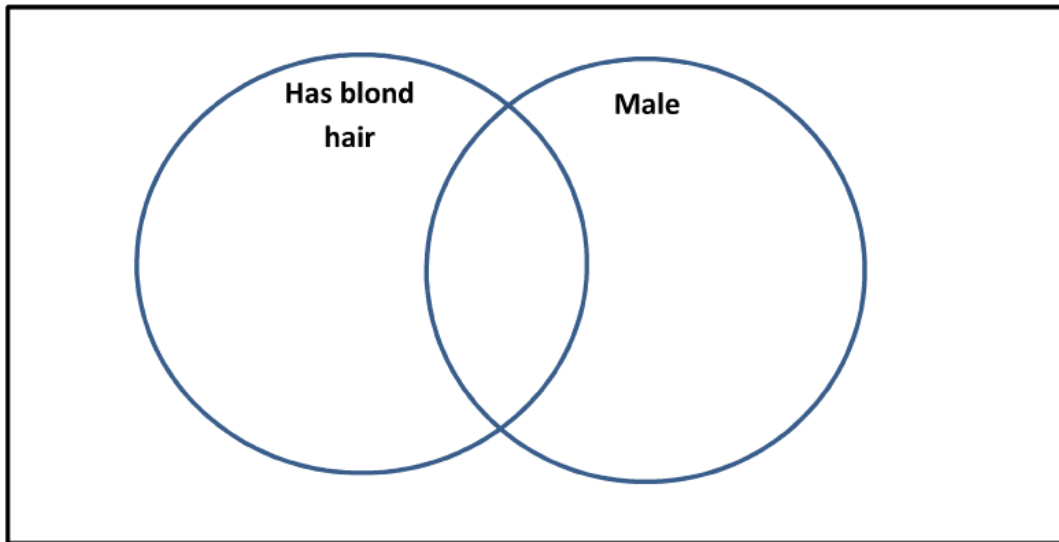
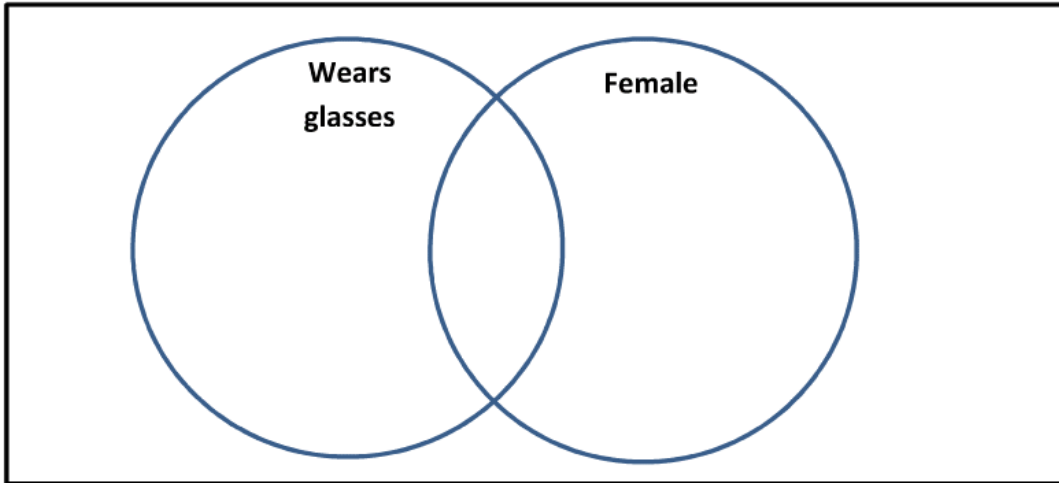
triangular prism

cube



Week 6























Put these people in the correct places in the 2 Venn diagrams.

						
Ben	Anna	Seb	Rosie	Jamie	Dan	Megan



Children in Salamander class voted on their two tastiest sandwich filling.

Each  represents 2 children. Each  represents one child.

Cheese								
Ham								
Pickle								
Tuna								
Peanut butter								

Sandwich	Votes
Cheese	6
Ham	
Pickle	5
Tuna	
Peanut Butter	

- 1) Use the data in the table to show how many children in the picture graph chose Pickle sandwiches.
- 2) Write down the number of votes in the table for ham, tuna and peanut butter.
