

# Oddizzi World Explorers

## KS1 Week 2 - Physical features



### Login details

To access online resources please go to [www.oddizzi.com/schools/login](http://www.oddizzi.com/schools/login)

**Oddizzi subscribers:** use your oddizzi class username and password.

### Map skills

Can you find the hot and cold places on the map?

Fill in the gaps on the **Where are the world's hot and cold places?** map using the sheet to help you.

### Online investigator



Login to [www.oddizzi.com](http://www.oddizzi.com) and click on explore the world - physical features - biomes - deserts - desert photo gallery

Look through the photos. How is a desert different to where you live? Which features can you spot? Can you describe the animals?

### Quiz time

Login to [www.oddizzi.com](http://www.oddizzi.com).

Click on **Quiz** at the top of the page. Find the **Hot and Cold Places** quiz. We suggest trying **Level 1**. See how many points you can score!

### Putting pen to paper


Look at the pictures on your **Describing the rainforest** sheet.

Can you write some words to describe what you can see? Can you put those words into a sentence?

### What if...

Discuss this made up scenario with your family over breakfast or dinner.

**What if...the Equator was in a different place?**



### Watch this

Login to [www.oddizzi.com](http://www.oddizzi.com) and click on explore the world - places - Antarctica - video diary - activities. Watch: **Activities on board**.

1. How did Jess travel around on the water?
2. What are the names of the lumps of ice that make up Antarctica?
3. Why did Jess have to wear snow shoes to walk around?

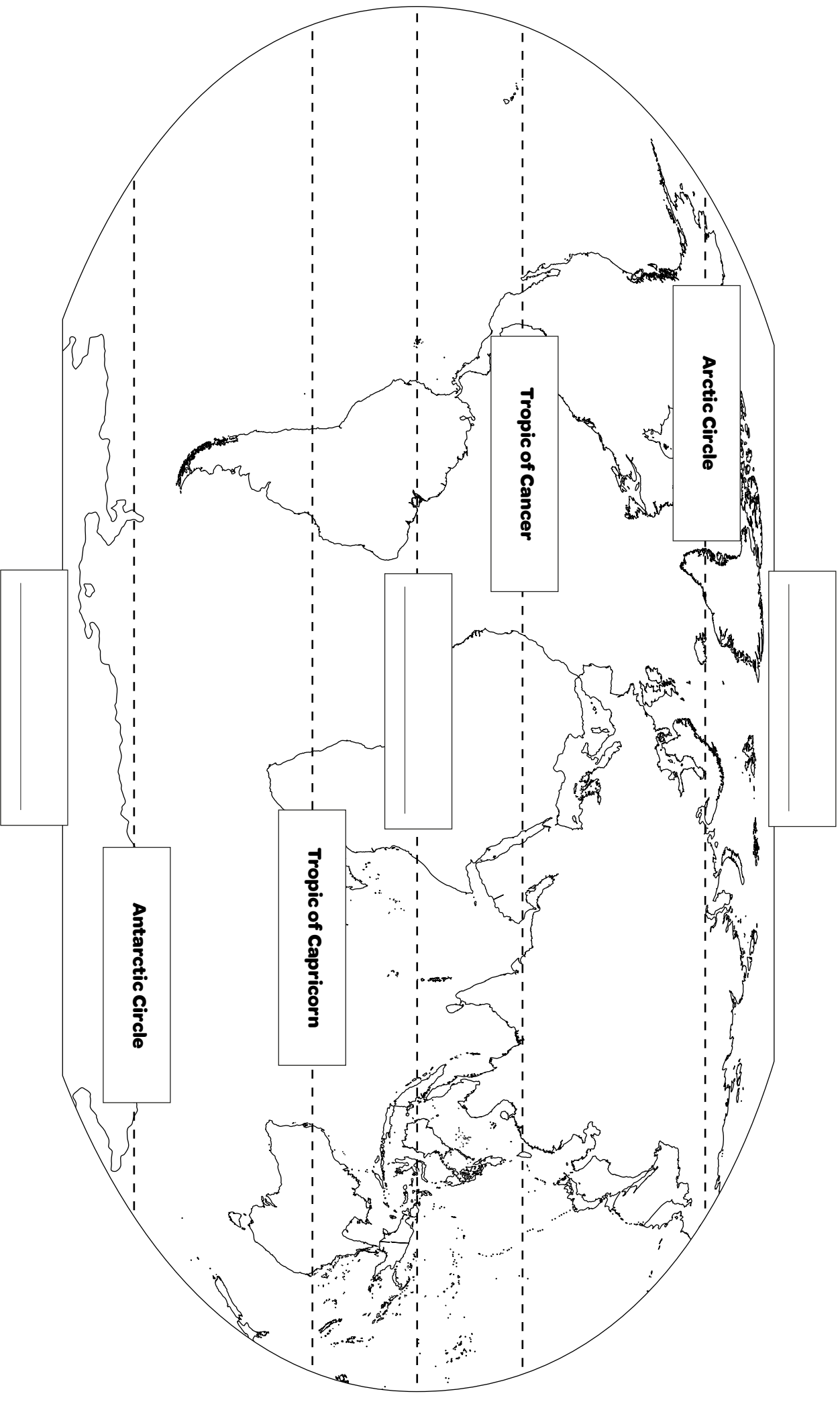
### Read it

Read the guided reading text **Deserts** (Year 1 or Year 2).

You might like to read this with an adult.

Once you have finished, answer the questions.

Where are the world's hot and cold places?



## Where are the world's hot and cold places?

1. Label these 3 features on your map: **Equator, North Pole and South Pole.**

### Cold Places

2. Colour all of the land and sea south of the Antarctic Circle **blue**, to show that this is a region where cold places are found.
3. Colour everywhere north of the Arctic Circle **blue** too.
4. Write the name and draw a picture of an animal you'd see in:
  - a. the Arctic: \_\_\_\_\_
  - b. the Antarctic: \_\_\_\_\_

### Hot Places

5. Colour the belt of land and sea between the Tropic of Cancer and the Tropic of Capricorn in **orange** or **red**. This is the region where the world's hot places are found.
6. Write the name and draw a picture of an animal you'd see in:
  - a. a tropical rainforest: \_\_\_\_\_
  - b. a hot desert: \_\_\_\_\_



# Describing the rainforest

Recognise the features of a hot and cold place.



---

---

---



---

---

---



---

---

---



---

---

---

**The world's deserts are very dry places. Not much rain falls in a desert.**

It is hot in the day, but it can be cold at night.

Deserts are found on the coast.

They are also found a long way from the sea.




Sahara Desert



Desert in Mongolia

The Sahara Desert stretches all the way across North Africa.

Plants live in deserts. To survive in these dry places, they must have special features.



Cactus

The cactus is the most famous desert plant.

The shape of this cactus means that it can swell up to store water when it rains.



Nomad tent

People called nomads live in the desert.

Nomads don't stay in one place, but move around.

There are also cities in the desert. Have you heard of Dubai?

## Key words:

cactus

coast

desert

Dubai

nomad

survive

## Guided Reading - Deserts Discussion Sheet

### Before Reading – Prediction activity

Ask your students these questions before and after reading the text. Have students skim the text to help with prediction before reading.

Statement	Before	Reading	After	Reading
	Yes	No	Yes	No
A. You are going to read about planets.				
B. Deserts can be hot and cold.				
C. Sand can be found in deserts.				
D. No animals can survive in deserts.				

**During Reading** – Help with pronunciation, understanding and decoding.

**After Reading** – Have students complete the following activities on an erasable white board or on a blank sheet of paper. Students should share responses after each question. You can document responses below.

1. Write one word that describes the desert temperature.
2. Does it rain a lot in the desert?
3. Write a new word you have learned in this text. (Check spelling)
4. Do plants and animals live in the desert?

Notes:

# DESERTS

**Finish the sentences.**

1. Not much \_\_\_\_\_ falls in a desert.
2. Deserts can be \_\_\_\_\_ in the day and \_\_\_\_\_ at night.

**Tick the answer.**

3. Which is a famous desert plant?

- |          |                          |       |                          |
|----------|--------------------------|-------|--------------------------|
| A cactus | <input type="checkbox"/> | Rose  | <input type="checkbox"/> |
| Snowdrop | <input type="checkbox"/> | Daisy | <input type="checkbox"/> |

4. Cactus swell up to store...

- |          |                          |      |                          |
|----------|--------------------------|------|--------------------------|
| Water    | <input type="checkbox"/> | Sand | <input type="checkbox"/> |
| Sunlight | <input type="checkbox"/> | Snow | <input type="checkbox"/> |

**Answer the question below.**

5. What is a nomad? \_\_\_\_\_  
\_\_\_\_\_

**Tell Odd one thing you know about deserts.**

---

---





# DESERTS

## 1. Draw lines to fix the broken sentences.

Deserts are

but cool at night.

It is hot during the day

famous desert plant.

The cactus is a

very dry places.

## 2. Name three things found in a desert.

---

---

---

## 3. The capital letters and punctuation mark are missing.

Put them back in.

have you heard of dubai

---

## 4. Choose a word from the box to finish the sentences.

cactus      swell      survive      nomads

A cactus can \_\_\_\_\_ up to store water.

\_\_\_\_\_ are people who move around between places.



# DESERTS

## Dry places

Deserts are places on Earth where hardly any rain falls. The weather is dry all year round. Deserts can be hot or cold.

They may be mountain areas or really flat – and can be rocky or sandy. Deserts are all different!



The thorny devil is a desert lizard

## Desert plants

Special plants like cacti grow in deserts. Be careful, cacti are spiky!

Desert plants often have long, deep roots to tap into water stored underground.



A cactus covered in spikes



A tent pitched in the desert

## People and deserts

People live in deserts. Some of these people are called nomads. They don't have a home in one place. Instead, they move around, sleeping in tents.

Oases are places where water is found in a desert.

## Desert Animals

Animals find smart ways to survive in deserts. How is a camel suited to life in a desert?

- Camels have long eyelashes to protect their eyes from dust.
- They can close their nostrils too!
- Camels store fat in their humps. They get energy from this fat, so they can go for many days without food.



Camels have long lashes and can close their nose

# DESERTS

## The Sahara

The Sahara is a massive desert in North Africa. It is about the size of the USA!

Sand dunes in the Sahara can grow taller than a stack of 40 double decker buses!



An oasis in the Sahara Desert

## The Atacama

The Atacama Desert, in South America, is the driest desert in the world.

In the Atacama, plants and animals use water in the fog that forms over the hills to stay alive.



The Atacama Desert is in Chile

## Antarctica

Antarctica is a desert, even though it is the coldest place on Earth. This is because the weather is very dry. Antarctica is also the windiest place on Earth.

It is home to millions of penguins!



Penguins in Antarctica

### Key words:

Antarctica

Atacama

cactus

dune

mountain

nomad

oasis

Sahara

# DESERTS

## Dry places

Deserts are places on Earth where hardly any rain falls. The weather is dry all year round, but they can be hot or cold. Deserts are also windy places. They may be rocky or sandy, covered in dunes or mountainous. Deserts are all different!



The thorny devil is a desert lizard

## Desert plants

Special plants grow in deserts. The cactus is the most famous. Be careful, because just like the desert lizard, it's spiky!

The ribs of this cactus can swell as the plant's roots suck up water after a rain shower.



A cactus covered in spikes



A tent pitched in the desert

## People and deserts

People live in deserts. Some of these people are called nomads. They don't have a home in one place. Instead, they move around, sleeping in tents.

An oasis is a place where water is found in a desert. People grow food in desert oases, including fruit like dates and olives.

## Desert Animals

Animals find smart ways to survive in deserts. How is a camel suited to life in a desert?

- Camels have long eyelashes to protect their eyes from dust.
- They can close their nostrils too!
- Camels store fat in their humps. They get energy from this fat, so they can go for many days without food.



Camels have long lashes and can close their nose

The little lizard (shown above) uses camouflage to hide from other animals that might eat it. Its spikes or thorny scales also help to protect it.

# DESERTS

## The Sahara

The Sahara is a massive desert found in North Africa. It is about the same size as the USA and covers parts of eleven different countries!

Sand dunes in the Sahara's sand seas (ergs) can grow to 180 metres in height. That's taller than a stack of 40 double decker buses!



An oasis in the Sahara Desert

## The Atacama

The Atacama Desert, in South America, is the driest desert in the world. In some areas, weather stations have never recorded rain.

Plants and animals that live in this extreme place use water in the fog that forms over the hills in the Atacama to stay alive.



The Atacama Desert is in Chile

## Antarctica

Antarctica is a desert, even though it is the coldest place on Earth. This is because the weather is very dry. Antarctica is also the windiest place on Earth. But it's still home to millions of penguins – so, huddle up!



Penguins in Antarctica

### Key words:

Antarctica

Atacama

cactus

camouflage

dune

mountain

nomad

oasis

record

Sahara

# Check Your Understanding - Deserts

1. Which sentences are true and which are false? Tick the answer.

Sentence	True	False
Hardly any rain falls in the desert.	✓	
The Sahara is found in North America.		
Desert plants have long roots to suck up water underground		
Chile is in Africa.		
Antarctica is a desert.		

2. Name two animals that live in hot deserts.

\_\_\_\_\_ & \_\_\_\_\_

3. If you visited Antarctica, what would you see and how might you feel?

\_\_\_\_\_

\_\_\_\_\_

4. Complete the sentence by ticking the correct answer.  
*Sand dunes in the Sahara can grow taller than a stack of \_\_\_\_\_ double decker buses!*

twenty

forty

fifty

thirty

5. Some people that live in deserts are called nomads. They don't have a home in just one place. They move around. Why do you think nomads move so often?

.....

- 6.



*Tell me, Odd, one thing you have learned about deserts that you didn't know before.*

\_\_\_\_\_

**Extension Activity:** Create a front cover for a new book about deserts. Include a title and pictures. Look at other book covers to give you ideas!

\_\_\_\_\_

# Vocabulary Builder - Deserts



1. Think of **one word** that describes a cactus.

\_\_\_\_\_

2. Find **two words** that describe deserts.

\_\_\_\_\_ & \_\_\_\_\_

3. Draw a line to link each key word to its definition.

## Terms

## Definitions

Nomad	Where water is found in the desert
Oases	To stay alive
Survive	A person who moves around

4. Circle the **adjectives** and underline the **nouns** below.

a) Camels have long eyelashes.

b) The Sahara is a massive desert in North Africa.

5. Choose two of the key words below and write a new sentence for each.

**desert      camels      cactus      nomad**

Word	Sentence
Example: nomad	A nomad lives in a tent in the desert.
	_____
	_____
	_____

6. Make the sentence below more descriptive.

Cacti are plants. → \_\_\_\_\_

\_\_\_\_\_

# Explore Text Features



1. What type of text is this? How do you know?  
Complete the sentences.

This is a(n) \_\_\_\_\_ text. I know

this because \_\_\_\_\_

\_\_\_\_\_

2. What is the main title of the text?



3. Find a subtitle and copy it below.

4. How do the subtitles help you understand the text?  
Subtitles help me understand the text because \_\_\_\_\_

\_\_\_\_\_

\_\_\_\_\_

5. Draw a new picture and write a caption for it.

-----

6. Why are captions included generally below pictures?

\_\_\_\_\_

\_\_\_\_\_

7. Create your own key words! Choose five words  
from the text that you think are very important.

Key words:

